





1. MAKE A PLAN		<ul style="list-style-type: none"> - Be familiar with common natural disasters in your area - Review insurance policies (renters, homeowners, fire, flood, car, hazard, etc.) - Communicate with family (divide responsibilities, plan where to meet, make a contact list) and create support system - Review available disaster resources: Red Cross, FEMA, Ready.gov, CA Parks, Listos CA, Disaster Legal Assistance
2. PREPARE AHEAD		<ul style="list-style-type: none"> - Pack an emergency grab-and-go kit: <ul style="list-style-type: none"> o Cash and checks o Documents (insurance, birth/death/marriage certificates, tax documents, disaster plan) o Electronics (phone, chargers, radio, flashlight, batteries) o Financial accounts (checkings, savings, debit/credit cards, retirement, investment) information o First aid kit o Housing (lease or rental agreement, mortgage, deed, property) o Identification (driver's license, immigration paperwork, passport, SSN card) o Map (with list of family and friends' homes, shelters, pharmacies, stores) o Medications (prescriptions, schedule, allergies, immunizations, pharmacy information, medical devices) o Non-perishable foods + opener (scissors or can opener) for all including infant, baby, pet o Seasonal clothing o Toiletries including menstrual supplies and personal hygiene products o Water (one gallon per person, per day (3-day supply for evacuation, 2-week supply for home) o Whistle - Additional: <ul style="list-style-type: none"> o Entertainment items: books, cards, games, pen, pencil, paper or notebook o Face masks, eye goggles, gloves o Glasses, contacts, contact solution, cases o Hand sanitizer, hand wipes, paper towels, napkins, trash bags o Personal and family photos, keepsakes, treasures o Sleeping bag
3. STAY INFORMED		<ul style="list-style-type: none"> - Sign up for free emergency alerts with state, county, city, and/or local officials - Examples: CalFire, Ready LA County, LA Fire Department, Watch Duty Map, Cal Alerts, Listos CA, CA Governor's Office, FEMA app, Red Cross app - Learn what different alerts mean (evacuation order, evacuation warning, shelter in place, etc.)
KEEP IN MIND		<ul style="list-style-type: none"> - Don't wait, evacuate! Evacuation orders mean you must leave immediately - Call 9-1-1 if you need rescue - Prepare for a rapidly changing disaster and updates on news/orders/priorities - Common issues: power/water outages, road closures, limited resources, food spoilage, car batteries failing, delay in aid - Final tips! Keep good records, update plan and kit as needed, prepare a kit for the car, practice your plan